



Echelon[®]
CABINETRY



ORGANIZED SOLUTIONS
FOR ALL YOUR
CABINETRY NEEDS

REDEFINE YOUR KITCHEN WITH ZONES



Organization is a key ingredient of a well-designed kitchen. Introducing Elements® by Echelon Cabinetry. Our line of organization solutions allows you to easily create a kitchen that maximizes your space and creates an efficient, organized and beautiful environment for the room that is the center of your home.

Elements® is organized into five zones in the kitchen that represent your key activities – Food Storage, Prep, Cooking, Tableware Storage and Cleaning. An additional zone, Other Spaces, represents bath, laundry, and home office solutions.

Use as many products in combination as you need to create your perfect environment. Elements® lets you see what is possible to design your space and redefine your kitchen.





Food Storage - Manage your food stock with supplemental food storage compartments with easy access to your pantry. Can incorporate refrigeration.



Prep Zone - This efficient zone organizes and stores essential food prep accessories like cutting boards, kitchen utensils, containers, and small appliances.



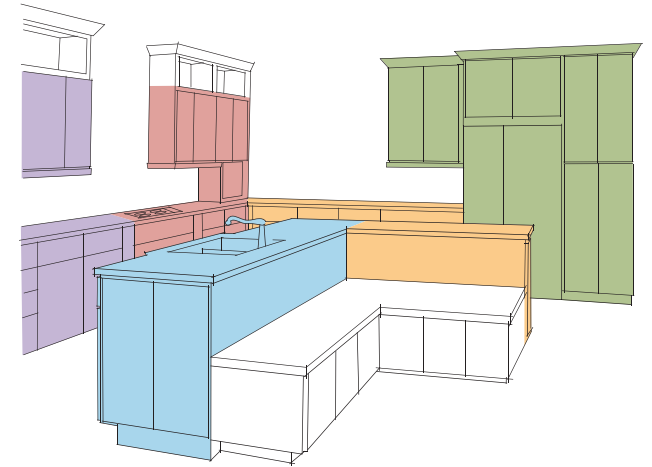
Cooking Zone - Celebrate the convenience of everyday efficiency. Pots and pans, oils, spices – all within easy reach. Everything, just where you want it.



Tableware Storage - Welcome to storage central. Plates, glasses, utensils and linens all organized by function and within easy reach.



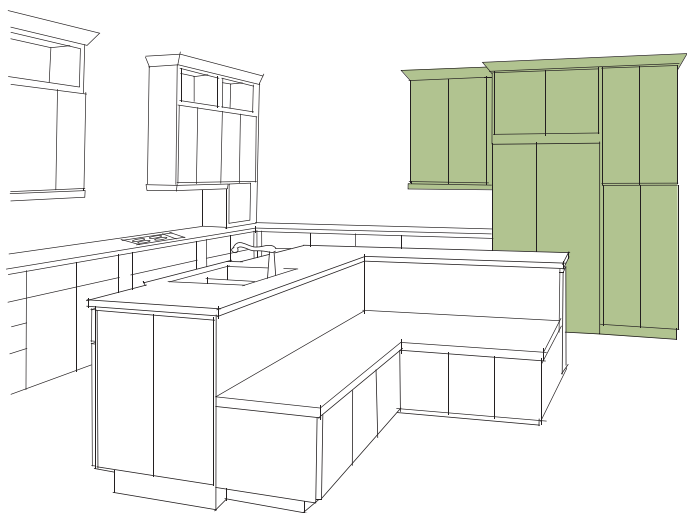
Cleaning Zone - Simplify your life. The dishwashing area can be organized with easy access to adjacent trash, recycling, and cleaning products.



Elements® creates a perfectly zoned kitchen which simplifies the daily and ever important task of meal preparation and clean up. This allows you more time to do what matters most, spending time and connecting with your family and friends.



FOOD STORAGE



Never run out of your essentials
- with Elements® Food Storage
solutions, all your food is easy to
view and access. Located near the
refrigerator, this zone is comprised
of pantries, pull-out shelves and lazy
susans.

Locate this zone near your
microwave and eating area to ensure
convenient and happy snack times.

**6012181152**

2 Shelf Set, 18" (457mm) diameter
(Fits CW2430, CW2436, CW2439
& CW2442)

6012201152

2 Shelf Set, 20" (510mm) diameter
(Fits CW2730, CW2736, CW2739
& CW2742)

**4WLS00118B52**

18" diameter
(Fits CW2430, CW2436, CW2439
& CW2442)
Installs on top of adjustable shelves.

4WLS00120B52

20" diameter
(Fits CW2730, CW2736, CW2739
& CW2742)
Installs on top of adjustable shelves.

**4WLS0211852**

18" diameter
(Fits CW2430, CW2436, CW2439
& CW2442)

4WLS0212052

20" diameter
(Fits CW2730, CW2736, CW2739
& CW2742)

POLYMER FULL ROUND LAZY SUSANS

With dependently rotating shelves, the polymer full circle sets feature a 3/4" chrome plated diameter shaft system for absolute durability. The 6012 Series is a two shelf set available in 18" and 20" diameters with a telescoping shaft accommodating heights from 24"-31".

WOOD FULL CIRCLE SHELF

Wood Classic Full Circle Lazy Susan shelves offer the beauty of maple without the worries of warping and splitting. This durable wood shelf is made with a 5/8" thick high-density multi-ply shelf with a 1" high solid wood rim and is protected with a clear coat finish and swivel bearing attached to shelf.

WOOD FULL CIRCLE SHELF

The 4WLS Series features our durable 1" chrome plated diameter shaft system with independent rotating hardware.

FOOD STORAGE



DOUBLE SHELF
FULL CIRCLE LAZY SUSAN
WITH INDEPENDENT
ROTATING HARDWARE

4WLS0721852

18" diameter
(Fits CW2430 and CW2436)

4WLS0722052

20" diameter
(Fits CW2730 and CW2736)



TRIPLE SHELF
FULL CIRCLE LAZY SUSAN
WITH INDEPENDENT
ROTATING HARDWARE

4WLS07318536

18" diameter
(Fits CW2442)

4WLS07320536

20" diameter
(Fits CW2742)

WOOD SERIES FULL CIRCLE LAZY SUSANS

These Full Circle Lazy Susans offer the beauty of maple without the worries of warping and splitting. This durable wood shelf is made with a 5/8" thick high-density multi-ply shelf and 1" high solid wood rim that's protected with a clear coat finish. Shelves are available in 18" & 20" diameters and can be purchased individually, with or without hardware or in sets. The 4WLS Series hardware features our durable 1" chrome plated diameter shaft system with independent rotating hardware and a telescoping shaft accommodating heights from 26"-32".



4WLS4212452

Kidney Shaped Rev-A-Tray
24" diameter
(Fits BSQC36)



4WLS88235570 ●●●

15" Opening
35" Shelf Set with Hardware
(Fits BLB42/45 or larger)

4WLS88238570 ●●●

18" Opening
38" Shelf Set with Hardware
(Fits BLB45/48 or larger)

WOOD CLASSIC SERIES KIDNEY LAZY SUSANS

This Kidney Lazy Susan offers the beauty of maple without the worries of warping and splitting. It is made with a 5/8" thick high-density multi-ply shelf and 1" high solid wood rim that's protected with a clear coat finish.

WOOD HALF MOON LAZY SUSANS

This beautiful Wood Half Moon Lazy Susan blind corner cabinet solution is made of 5/8" thick high-density multi-ply shelf and 1" high solid wood rim that's protected with a clear coat finish. Pre-drilled for hardware, the two shelf system features pivot and pull slides that are adaptable to left or right hand cabinet applications.

WOOD D-SHAPED LAZY SUSANS

Wood Classic D-Shaped Lazy Susans offer the beauty of maple without the worries of warping and splitting.



4WLS20120BS52

Single Shelf Set
Swivel Bearing with Stop
attached to Shelf
20" diameter
Installs on top of adjustable shelves.
(Fits CW2730, CW2736, CW2739 and CW2742)



4WLS2212052

Single Shelf Set
Includes 4" bottom mount post
20" diameter
(Fits CW2730 and CW2736)

4WLS2722052

2 Shelf Set
Includes telescoping center shaft
20" diameter
(Fits CW2730 and CW2736)

4WLS27320536

3 Shelf Set with Longer Post
Includes telescoping center shaft
20" diameter
(Fits CW2742)



FOOD STORAGE



SINGLE CHROME BASKETS

This is another product ideal for organizing your valuable pots, pans and other bulky items. The 5WB Series Chrome Baskets feature full-extension ball bearing slides, heavy-duty chrome plated frames, and are easy to install (only four screws). The 5WB Series is available in 18", 20" or 22" slides and a variety of widths to fit many different applications.

5WB10918CR (Fits B12x21 or larger)

5WB11218CR (Fits B15x21 or larger)

5WB11220CR (Fits B15, BA15 or larger)

5WB11222CR (Fits B15, BA15 or larger)

5WB11520CR (Fits B18, BA18 or larger)

5WB11522CR (Fits B18, BA18 or larger)

5WB11822CR (Fits B21, BA21 or larger)

5WB12122CR (Fits B24, BA24 or larger)



DOUBLE CHROME BASKETS

This Double Wire Basket features full-extension ball bearing slides, and heavy-duty chrome plated baskets. Installation is simple. Mount the bottom basket to the floor of your cabinet, then attach the upper basket using the back of the cabinet and face frame. The 5WB Series is available in 18" or 22" slides and a variety of widths to fit many different applications.

5WB20918CR (Fits B12x21)

5WB21218CR (Fits B15x21)

5WB21222CR (Fits B15 and BA15)

5WB21522CR (Fits B18 and BA18)

5WB21822CR (Fits B21 and BA21)

5WB22122CR (Fits B24 and BA24)



WOOD K-CUP TRAY INSERT

Trim-to-fit existing drawer and easy drop-in installation makes this the perfect way to keep your K-Cups organized. Maple construction with semi-gloss finish and up to (4) compartments and (5) tiers that hold up to (30) K-Cups.

4CDI-24-KCUP-I (Fits B24 or B24BD)



FOOD STORAGE CONTAINER ORGANIZER

This Food Storage Container Organizer features full-extension with over-travel, MOVENTO slides, adjustable clip-on lid dividers, and 7 customizable chrome "U" pegs. Maple dovetail construction with semi-gloss finish mounts to the cabinet floor.

4FSCO-18SC-I (Fits B18)

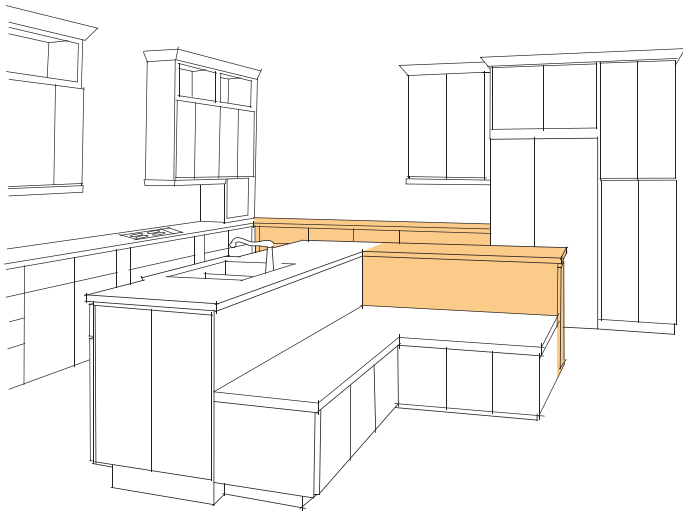
4FSCO-24SC-I (Fits B24 OR B24BD)

FOOD STORAGE





PREP ZONE



Create restaurant-like efficiency by keeping all your essential tools close at hand in the Prep Zone. Cutting boards, knives, spices and small appliances can all find a home in this essential zone with Elements® Prep Zone solutions.

For maximum efficiency, the Prep Zone should be adjacent to the Cooking Zone. Proximity to the Food Storage and Cleaning Zone areas would be convenient as well.



5708-15CR
Pullout Organizer
13" W x 19" D x 15" H
(Fits W3621x24 or Larger)

ABOVE APPLIANCE PULLOUT

This organizer fits 24" deep wall cabinets and features reversible design, attaching to either side of the cabinet and adjustable door mount brackets for a perfect fit.



- 4SDI15RARM** ●
(Fits B15 standard drawer)
- 4SDI18RARM** ●
(Fits B18 standard drawer)
- 4SDI21RARM** ●
(Fits B21 standard drawer)
- 4SDI24RARM** ●
(Fits B24 standard drawer)
- 4SDI15MARM** ●
(Fits B15 dovetail drawer)
- 4SDI18MARM** ●
(Fits B18 dovetail drawer)
- 4SDI21MARM** ●
(Fits B21 dovetail drawer)
- 4SDI24MARM** ●
(Fits B24 dovetail drawer)

SPICE DRAWER INSERT

Keep spices conveniently stored in a drawer by the stove with this Spice Drawer Insert. With a tiered configuration for total organization and easy access, the maple hardwood spice drawer inserts are coated with a clear finish that ensures a suitable match to any cabinet.



- 4SR15** ●
9-5/8" W x 3-1/8" D x 21-1/2" H
(Fits W1530, W1536 and W1542)
- 4SR18** ●
12-5/8" W x 3-1/8" D x 21-1/2" H
(Fits W1830, W1836 and W1842)
- 4SR21** ●
15-5/8" W x 3-1/8" D x 21-1/2" H
(Fits W2130, W2136 and W2142)

DOOR MOUNT SPICE RACK

Maintain shelf space and keep spices reachable in this Door Mount Spice Rack. Made of attractive maple hardwood, this storage saver is available for wall 15, 18 and 21 cabinets. The 4SR Series features a semi-gloss finish that ensures an acceptable match to most cabinets and easily installs with just (4) screws.



- 565852** ●
7-7/8" W x 4-1/8" D x 21-3/8" H
(Fits W1230, W1236 and W1242)
- 5651052** ●
10-5/8" W x 4-1/8" D x 21-3/8" H
(Fits W1530, W1536 and W1542)
- 5651452** ●
13-5/8" W x 4-1/8" D x 21-3/8" H
(Fits W1830, W1836 and W1842)

DOOR MOUNT SPICE RACK

Save space on the shelf by storing spices and canned goods on this Door Mount Spice Rack. Available in (3) different widths and features (3) small tiers to hold spices and (1) larger tier that can accommodate canned goods. Made of heavy-gauge white wire and installs easily with just (4) screws.



SPT15 ●
(Fits B15)

SPT18 ●
(Fits B18)

SPT21 ●
(Fits B21)

SPT24 ●
(Fits B24)

GLOSSY SPICE TRAY INSERTS

Keep spices conveniently stored in a drawer by the stove with these Universal Spice Trays. With a tiered configuration for total organization and easy access.



5PD-24CRN ●
(Fits W2424BD or larger)

5PD-36CRN ●
(Fits W3624BD or larger)

PULL-DOWN SHELVING SYSTEM

The pull-down unit is a chrome-plated two-tier pull-down shelf that brings hard-to-reach items down 11-1/2" while pulling out 16-3/4" from the cabinet. This functional pull-out features a unique gas assisted lifting/lowering mechanism that provides unparalleled stability through the entire range of motion.



4DMCB18 ●
(Fits B18)

WOOD CUTTING BOARD

Maple support rack with chrome-plated round wire keeps a mineral oil treated, maple hardwood cutting board out of the way but within easy reach. Patented adjustable door mount brackets provide up to 5" of adjustability.



4WKB15RARM ●
(Fits B15 standard drawer)

4WKB18RARM ●
(Fits B18 standard drawer)

4WKB21RARM ●
(Fits B21 standard drawer)

4WKB24RARM ●
(Fits B24 standard drawer)

4WKB15MARM ●
(Fits B15 dovetail drawer)

4WKB18MARM ●
(Fits B18 dovetail drawer)

4WKB21MARM ●
(Fits B21 dovetail drawer)

4WKB24MARM ●
(Fits B24 dovetail drawer)

KNIFE BLOCK INSERTS

Wood classics knife block for drawers is made of maple hardwood with a semi-gloss finish.



4WUTKB27RARM ●
(Fits B27BD & DB27 standard drawer)

4WUTKB30RARM ●
(Fits B30BD & DB30 standard drawer)

4WUTKB33RARM ●
(Fits B33BD & DB33 standard drawer)

4WUTKB36RARM ●
(Fits B36BD & DB36 standard drawer)

4WUTKB27MARM ●
(Fits B27BD & DB27 dovetail drawer)

4WUTKB30MARM ●
(Fits B30BD & DB30 dovetail drawer)

4WUTKB33MARM ●
(Fits B33BD & DB33 dovetail drawer)

4WUTKB36MARM ●
(Fits B36BD & DB36 dovetail drawer)

UTILITY TRAY/KNIFE BLOCK COMBINATION INSERTS

Wood classics utility tray & knife block insert is made of classic birch/maple hardwood with a semi-gloss finish.



4WUT15RARM ●
(Fits B15 standard drawer)

4WUT18RARM ●
(Fits B18 standard drawer)

4WUT21RARM ●
(Fits B21 standard drawer)

4WUT24RARM ●
(Fits B24 standard drawer)

4WUT15MARM ●
(Fits B15 dovetail drawer)

4WUT18MARM ●
(Fits B18 dovetail drawer)

4WUT21MARM ●
(Fits B21 dovetail drawer)

4WUT24MARM ●
(Fits B24 dovetail drawer)

UTILITY TRAY DRAWER INSERTS

Organize kitchen drawers with this Utility Tray insert made of our maple hardwood with a semi-gloss finish to ensure an acceptable match to any kitchen cabinet. This modern day clutter solution requires a simple drop-in installation.



COOKING ZONE



Celebrate the convenience of everyday efficiency with a dedicated Cooking Zone in your kitchen. Imagine cookware, utensils, and ingredients all in their place within easy reach. Elements® solutions include several options to create a perfect area in your kitchen to make cooking a pleasure.

When designing your perfect Cooking Zone, make sure you have adequate countertop space around your cooktop. Enhance your Cooking Zone efficiency by ensuring close proximity to a sink and preparation zone.



448-BBSCWC-5C
Wall Pullout for W0930 or larger
5" W x 10-3/4" D x 26-3/16" H

448-BBSCWC-8C
Wall Pullout for W1230 or larger
8" W x 10-3/4" D x 26-3/16" H

PULLOUT WALL ORGANIZERS

The 448 Series features adjustable door mount brackets providing up to 5 inches of flexibility for trouble-free installation on any door style. This unique storage solution includes 3 adjustable shelves and offers up to 5 surface areas by utilizing the top of the unit to provide another shelf for taller 36" or 42" applications.



432-BFSC-3C ● ●
3 Shelf Pullout/Soft-Close
3" W x 23" D x 30" H

432-BFSC-6C ● ●
6" Shelf Pullout/Soft-Close
6" W x 23" D x 30" H

(Use with CCUF3S or CCUF6S.
For full overlay, use with OBF3 or
OBF6. Must order separately.)

PULLOUT FILLER ORGANIZERS

Create a functional storage space behind those decorative panels with a base cabinet filler. We didn't just create another organizer, we created the whole cabinet that transforms decorative fillers into useful storage pull-outs. The 432BFSC3 and 432BFSC6 feature adjustable shelves with chrome rails and BLUMOTION soft-close slides, .



448-BCSC-5C ●
Base Organizer
6" W x 21-5/8" D x
25-1/2" - 29-1/2" H
(Fits B09)

448-BCSC-8C ●
Base Organizer
8-3/4" W x 21-5/8" D x
25-1/2" - 29-1/2" H
(Fits B12FH)

448-BCSC-11C
Base Organizer
11-3/4" W x 21-5/8" D x
25-1/2" - 29-1/2" H
(Fits B15FH)

FULL HEIGHT PULLOUT BASE ORGANIZERS

Designed for full-height base cabinets, these beautiful wood pull-outs feature adjustable shelves with chrome accents and have full-extension slides with BLUMOTION soft-close.



448-BDDSC-8C
(Fits B12)

448-BDDSC-11C
(Fits B15)

DOOR AND DRAWER PULLOUT BASE ORGANIZERS

This maple constructed with semi-gloss finish organizer comes with BLUMOTION soft-close full-extension slides, adjustable shelves with chrome rails, and adjustable rub bushings.



447-BCSC-5C ●
(Fits B09)

447-BCSC-8C ●
(Fits B12)

TRAY DIVIDER/FOIL WRAP HOLDER

Maple construction with semi-gloss finish, our tray divider/foil wrap holders feature full-extension slides with BLUMOTION soft-close and removable center t-bar divider for taller items.



59712CR52
12" H
(Fits all Base, BA and UC cabinets)

59718CR52
18" H
(Fits all Base, BA, UCx90, UCx93 and UCx96 cabinets)

CHROME TRAY DIVIDERS

Our chrome tray dividers are a perfect organizer for your large baking sheets, serving dishes, cake pans, and more. The dividers are available in (2) height sizes, 20" depth and include gray polymer clips.



GLD-W22-SC-7 ●
(Fits B18FH)

GLIDEWARE PULLOUTS

Solid wood construction with up to (7) hooks, the Glideware system mounts to the cabinet top and rear and has (2) slide configurations: full-extension, ball-bearing 100 lb. rated slides, full-extension, 110 lb. rated, concealed slides with BLUMOTION soft-close.



ML-MPHDSCCR-18 ●
(Fits B18FH)

HEAVY DUTY MIXER LIFT

The heavy duty mixer lift mounts to the cabinet side, has adjustable spring tension, built-in shock dampeners and holds appliances up to 60 lbs.



TIP:

Using a combination of products from our Cooking Zone, you can create an area that inspires creativity and makes cooking fun again. With ChefCenter® we've done the work for you.



TABLEWARE STORAGE



Accommodate everything with custom designed storage for all of your tableware. China, glasses, utensils and linens are organized for accessibility and convenience with Elements® Tableware Storage solutions.

A convenient location for this zone would be near the Cooking Zone so you can plate up your delicious meals. Proximity to the Cleaning Zone will make dishwasher unloading quick and easy.



- 4WCTUT27RARM** ● (Fits B27BD or DB27 standard drawer)
- 4WCTUT30RARM** ● (Fits B30BD or DB30 standard drawer)
- 4WCTUT33RARM** ● (Fits B33BD or DB33 standard drawer)
- 4WCTUT36RARM** ● (Fits B36BD or DB36 standard drawer)
- 4WCTUT27MARM** ● (Fits B27BD or DB27 dovetail drawer)
- 4WCTUT30MARM** ● (Fits B30BD or DB30 dovetail drawer)
- 4WCTUT33MARM** ● (Fits B33BD or DB33 dovetail drawer)
- 4WCTUT36MARM** ● (Fits B36BD or DB36 dovetail drawer)

CUTLERY/UTILITY TRAY COMBINATION INSERTS

Wood classics combination cutlery and utility tray is made of maple hardwood with semi-gloss finish.



- 4WCTI5RARM** ● (Fits B15 standard drawer)
- 4WCTI8RARM** ● (Fits B18 standard drawer)
- 4WCTI1RARM** ● (Fits B21 standard drawer)
- 4WCT24RARM** ● (Fits B24 standard drawer)
- 4WCTI5MARM** ● (Fits B15 dovetail drawer)
- 4WCTI8MARM** ● (Fits B18 dovetail drawer)
- 4WCTI1MARM** ● (Fits B21 dovetail drawer)
- 4WCT24MARM** ● (Fits B24 dovetail drawer)

CUTLERY TRAY INSERTS

Organize kitchen drawers with this cutlery tray insert made of maple hardwood with a semi-gloss finish to ensure an acceptable match to any kitchen cabinet. This modern day clutter solution requires simple drop-in installation.



- RT15** ● (Fits B15 standard drawer)
- RT18** ● (Fits B18 standard drawer)
- RT21** ● (Fits B21 standard drawer)
- RT24** ● (Fits B24 standard drawer)

ROLLING DOUBLE CUTLERY TRAYS

Increase space in kitchen drawers with this unique Rolling Tray System. This versatile two-tier set is available in a wide selection of sizes and can be trimmed to accommodate any drawer dimension.

TABLEWARE STORAGE



4WTCD-30SC-I ●
(Fits B30BD or DB30)

4WTCD-36SC-I ●
(Fits B36BD or DB36)

TIERED COMBINATION DRAWERS

Organize your kitchen drawers with this complete drawer system. Easy installation, maple construction and semi-gloss finish, the drawer features up to (6) compartments and built-in knife organizer and full-extension, under mount, concealed slides with BLUMOTION soft-close. Just add your own drawer front.



4DPS25I9MARM ● ●
9 Peg System
Cut to Fit

4DPS3I19MARM ● ●
12 Peg System
Cut to Fit

4DPSPEG4ARM ● ●
Replacement pegs
4 per set

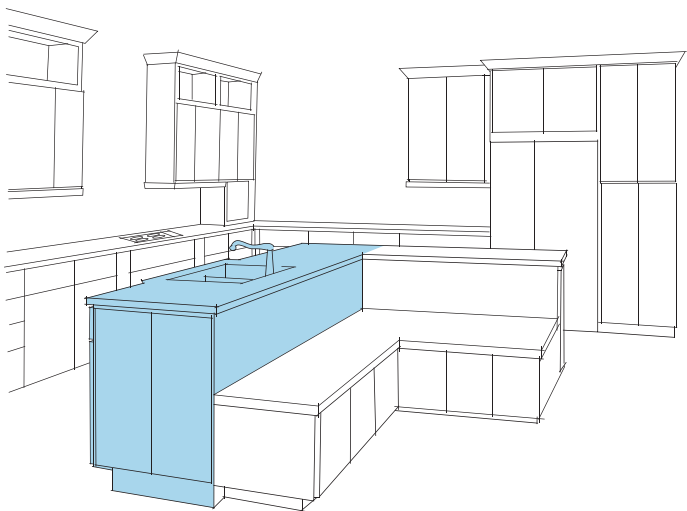
DRAWER PEG SYSTEM

The drawer peg system features easy drop-in installation and maple construction with semi-gloss finish. Pre-drilled peg holes and matching press in pegs make this a great addition to your kitchen organization.





CLEANING ZONE



Make clean up a breeze with a well designed Cleaning Zone centered around your kitchen sink. From pull out storage for cleaning items and dish towels to waste containers and recycling centers, Elements® Cleaning Zone solutions simplify your life and make the most of your time.

Add efficiency to your Cleaning Zone by designing it in proximity to your Cooking, Storage and Tableware Zones. By doing so, dirty dishes from cooking go right to clean up and clean dishes from the dishwasher can be easily stored away.



6235201152

Trays with screw-in clips
19 3/4" W x 4 1/4" D x 3 9/16" H
polymer
(Fits SB24 or SB48)

POLYMER DOOR STORAGE TRAYS

Expand cabinet space with the handy door storage tray set. This space saver is easy to install with screw-in clips or mount the trays to 24" or 58" standards with tray clips.



4SBSU15

10-1/2" W x 5" D x 18-1/2" H
(Fits SB30 or larger)

4SBSU18

13-1/2" W x 5" D x 18-1/2" H
(Fits SB36 or larger)

SINK BASE DOOR STORAGE

Store cleaning supplies in a convenient spot under the sink with this Wood Sink Base Door Storage Organizer. The 4SBSU Series is made of our maple hardwood with a semi-gloss finish to ensure an acceptable match to any cabinet. This handy stow-away features a polymer tray on the top shelf with new adjustable door mount brackets that provide installation flexibility up to 5".



5SBWCC-8S-1

(Fits all sink base cabinets 21" or 24" deep)

SINK BASE WASTE & CLEANING PULLOUT

Comes with (1) 8 L wastebasket with removable rack and (2) 1 L spray bottles and features full-extension, under mount, 75 lb. rated, concealed slides with soft-close.



65411152
11 1/4" stainless steel slim line
tip-out tray
11 1/4" W x 11 1/16" D x 3" H
stainless steel
(Fits SB30, SB33, must order 2 trays)

65411452
14 1/4" stainless steel slim line
tip-out tray
14 1/4" W x 11 1/16" D x 3" H
stainless steel
(Fits SB36 or wider; must order 2
trays)

SLIM STAINLESS STEEL TIP-OUT TRAYS

Perfect for hiding sponges and scouring pads out of sight yet keeping them easily accessible. The Slim Series is designed to accommodate minimum clearance for large sink applications.



6552101152
10" Trays
(Fits SB27)

6572111152
11" Trays
(Fits SB30 and SB33)

6572141152
14" Trays
(Fits SB36, SB39, SB42, and SB45)

6552201152
20" Trays
(Fits SB24 and SB48)

SINK FRONT TIP-OUT TRAYS

These popular Sink Front Tip-Out Trays include one conventional open tray, one accessory tray with ring holder and soap dish, and 2 pairs of hinges. Trays are available in white.



SBDT-2730-S-I
For 30" sink base
28-1/2" W x 23-1/4" D x 3/4" H

SBDT-3336-S-I
For 36" sink base
34-1/2" W x 23-1/4" D x 3/4" H

SBDT-3942-S-I
For 42" sink base
40-1/2" W x 23-1/4" D x 3/4" H

DRIP TRAYS


Drip trays protect the bottom of your cabinet from spills and are designed to funnel excessive water out of the front of your cabinet; trimmable to fit 27", 33", or 39" cabinets.



544-10C-1
Sink Base Organizer
11-1/4" W x 16-1/4" D x 19-1/2" H
Chrome Wire
(Fits all sink base cabinets)

UNDER SINK CLEANING CADDY

Store multiple cleaning items in this removable caddy. The unique handle adjusts to accommodate plumbing fixtures and has a reversible/removable top tray.



5386-30BCSCMP
(Fits SB33BD)

5386-33BCSCMP
(Fits SB36BD)

U-SHAPED SOLID BOTTOM SHELVES

The U-Shaped solid bottom shelves are available in maple solid bottoms and feature full-extension, 110 lb. rated, concealed slides with BLUMOTION soft-close. Both side and bottom mounting brackets included.



56347C
5" W x 17-3/4" D x 1-1/4" H
(Fits all sink base cabinets)

TOWEL BAR

Store dish towels where you need them, right under the kitchen sink. This Pull-Out Towel Bar is the perfect example of user-friendly with 3 prongs that slide-out of the cabinet 12" for total convenience. This Towel Bar is available in chrome and features universal brackets for right or left handed mounting.



CLEANING ZONE

RV SERIES DOOR MOUNT KIT

All RV Series Waste Containers can be attached to the cabinet door for an easy one-step process with the Heavy-Duty Door Mount Kit. This system has a six-way adjustable door-mounting bracket for easy installation and simple adjustments. The RVDMKIT includes a complete set of brackets, fasteners and spacers for installation on any door style eliminating the need for a sub door panel.



RVDMKIT
Fits all RV-series waste containers.



RV12PB
Single 35 qt.
10-5/8" W x 22" D x 19-1/4" H
(Fits B15, BA15, SB30 or larger)



RV12DM
Single 35 qt. with Door Mount
10-5/8" W x 22" D x 19-1/4" H
(Fits B15, BA15, SB30 or larger)



RV14PBS
Single 20 qt.
14-5/8" W x 16" D x 16-3/8" H
(Fits B18, BA18, SB36 or larger)



RV15PB2S
Twin 27 qt.
11-13/16" W x 22-1/4" D x 19-1/4" H
(Fits B15, BA15, SB30 or larger)



RV18PB2S
Twin 35 qt.
14-3/8" W x 22" D x 19-1/4" H
(Fits B18, BA18, SB36 or larger)

WHITE WIRE BOTTOM MOUNT WASTE CONTAINERS

This popular waste container series is available in a variety of sizes to accommodate almost any cabinet space. The RV Series features a heavy-duty wire frame construction and easy bottom mount installation with just (4) screws. These durable pull-out waste containers are packaged fully assembled.



5SBWC-815S-1
8 L and 15 L bins
(Fits all sink base cabinets 21" or 24" deep)

WIRE UNDER SINK WASTE PULLOUT

Both the 8 L and 15 L bins have handles and lids (1) green lid, (1) white lid. Features full-extension, under mount, 75 lb. rated, concealed slides and mounts to the cabinet floor.



4WCSC1535DMI
Single 35 qt.
(Fits B15 or BA15)

4WCSC1550DMI
Single 50 qt.
(Fits B15FH or B18FH)

WOOD BOTTOM MOUNT WASTE CONTAINERS

The Bottom Mount Waste Container Series is offered in (4) styles: 35 qt., double 35 qt., 50 qt., or double 50 qt. All four choices come standard with a maple dovetail frame and full-extension with 3/4" over-travel, MOVENTO, 132 lb. rated, concealed slides with BLUMOTION soft-close.



4WCSC1835DM2
Double 35 qt.
(Fits B18 or BA18)

4WCSC2135DM2
Double 35 qt.
(Fits B21)

4WCSC2150DM2
Double 50 qt.
(Fits B21FH)



534918DM217
Double 35 qt., Silver
14-5/8" W x 22" D x 19-1/2" H
(Fits B18 and BA18)



53491527DM217
Double 27 qt., Silver
11-5/8" W x 22-3/4" D x 19-1/8" H
(Fits B15 and BA15)

PULLOUT WASTE CONTAINERS

It's all about the smooth sliding system with the 5349 Series. This assortment of single and double polymer waste containers features heavy-duty brushed aluminum soft-closing slides that provide exceptional support and stability, eliminating that side-to-side movement and a fully adjustable door mount frame.

NOTE: Not all 5349 Series waste containers will attach to solid portion on backside of door. Some screws may align within the thin portion of the raised panel and will require 5345 door mount extender for maximum adjustability. It is recommended to always order 5345 door mount extender for all 5349 Series waste containers.



OTHER SPACE

VANITY/BATHROOM



48630VSBSCSM1
U-shaped Maple Pullout
27-9/16"-28-3/4" W x 18" D x
6-1/2" H
(Fits V30BDHFH or V30BDH)

U-SHAPED VANITY PULLOUT

This organizer features (1) 8 qt. container with handles, (4) adjustable shelves, maple construction with semi-gloss finish and full-extension, 90 lb. rated, concealed slides with BLUMOTION soft-close.



441-12VSBSC-I
L-Shaped Organizer
8-3/4" W x 18-3/4" D x 18-7/8" H
(Fits VB24 or V24)

441-15VSBSC-I
L-shaped Organizer
11-1 1/16" W x 18-3/4" D x
18-7/8" H
(Fits VB30 or V30)

L-SHAPED VANITY ORGANIZER

This product features a maple dovetail construction with semi-gloss finish and full-extension, TANDEM, 90 lb. rated slides with BLUMOTION soft-close. (6) acrylic bins for upper level storage and non-skid vinyl lining on the lower level.



4VR-12-I
Vanity Storage Rack
8-1/4" W x 3-1/8" D x 15-1/2" H
(Fits VB12)

4VR-15-I
Vanity Storage Rack
11-1/4" W x 3-1/8" D x 15-1/2" H
(Fits VB15)

4VR-24-I
Vanity Storage Rack
20-1/4" W x 3-1/8" D x 15-1/2" H
(Fits VB24)

VANITY STORAGE RACK

Maple frame with semi-gloss finish mounts to the cabinet door. Patented adjustable mounting brackets and (2) non-skid vinyl shelves with acrylic accents.



4WCSC-128-19-I
Single 8 qt.
(Fits VB15)

BOTTOM MOUNT VANITY WASTE CONTAINER

Designed for 15" vanity base cabinets with full-extension, 110 lb. rated, concealed slides with BLUMOTION soft-close. Single, 8 qt. polymer container that mounts to the cabinet floor.



4SOWC-8-I
Single 8 qt.
(Fits VB30)

DOOR MOUNT VANITY WASTE CONTAINER

Designed for 30" vanity base cabinets with a maple dovetail frame and semi-gloss finish. Single, 8 qt. polymer container that mounts to the cabinet door.



SBVDT-2124-S-I
For 24" vanity sink base
22-1/2" W x 20-1/4" D x 3/4" H

SBVDT-2730-S-I
For 30" vanity sink base
28-1/2" W x 20-1/4" D x 3/4" H

VANITY DRIP TRAYS

These vanity drip trays protect the bottom of the cabinet from water damage. Designed for 21" to 30" cabinets, they are constructed from polystyrene and feature easy drop-in installation.



VANITY/BATHROOM



445VCG20SC8
Vanity Grooming Organizer
8-7/16" W x 19-9/16" D x 20-1/4" H
(Fits VB12H or larger)



448VC20SC8
Vanity Tiered Organizer
8-7/16" W x 19-9/16" D x 20-1/4" H
(Fits VB12H or larger)

GROOMING AND VANITY TIERED ORGANIZERS

Maple frame with semi-gloss finish, full-extension, 100 lb. rated, TANDEM smooth running action, concealed slides with BLUMOTION soft-close. Mounts to cabinet door and floor. Adjustable shelves with clear rails and non-skid vinyl lining.

OTHER



4MR181
(Fits 18" wall cabinet)

MAIL ORGANIZER

Holds standard and flat envelopes and features (8) key hooks. Can be mounted inside wall cabinets, end of a run, or on a wall.



VIB20CR
Fold Out Ironing Board
14.25"-21" adjustable width x
3.67" H
(Fits VB18, VB21 or VB24)

RASVIBCOVER
Replacement cover for ironing board

PULLOUT IRONING BOARD

The uniquely designed expandable frame mounts easily in a vanity drawer between cabinet sides from 14-1/4" to 21" wide and the fixed brackets allow for easy mounting of all standard drawer fronts. This item will not function if countertop extends more than 1" past front of the cabinet.

Echelon[®]

CABINETRY

High-Quality. Great Value. **Peace of Mind.**

www.echeloncabinetry.com

Proudly Made in America

Trademark owned by ACProducts, Inc.

©ACPI ACCESSORSTORAGE 04/19 Printed in the USA

Echelon Cabinetry products are certified by KCMA.



Kitchen Cabinet Manufacturers Association
Environmental Stewardship Program
All Products Impact the Environment
For ESP Program Criteria, Visit kcm.org

We are proud partners with leading manufacturers such as Rev•A•Shelf[®] in our accessories line. Some images provided by vendors depict custom cabinets and use their own photography.

Echelon Cabinetry is part of the Kitchen Cabinet Manufacturers Association (KCMA) and the National Kitchen and Bath Association (NKBA). Echelon Cabinetry carries the ANSI/KCMA A161.1 quality assurance certification.

NOTICE: The product specifications appearing herein supersede and cancel all previous sheets, supplements and addenda, and represent current manufacturing standards and procedures. Echelon Cabinetry reserves the right to make specification changes for continued product improvement.

For aesthetic considerations the furniture and cabinet industries have made veneer on composite panel substrate the standard method of construction for raised panel-in-frame doors in some wood species. Within the Echelon Cabinetry product line, those species include oak, birch, and maple.

NOTE: Due to printing limitations, color pictures cannot be guaranteed to exactly match the actual cabinet material.

An **acpi** brand

